

CZ

- Skupina společností ALU-SV nabízí služby a dodávky v oblasti dílů a sestav pro nástavby nákladních automobilů a přívěsných vozidel.
- Nabízíme široký sortiment dílů a výrobků pro výrobu nástavby včetně konstrukčních návrhů, komplexní zpracování zakázky a návrhu nových dílů a hliníkových profilů. Součástí dodávky je i finální povrchová úprava.

• Naším cílem je nabízet špičkové díly a výrobky se zárukou kvality, odpovídající evropské technické úrovni. Samozřejmostí jsou rychlé a spolehlivé dodávky až k zákazníkovi do firmy.

EN

- ALU - SV GROUP offers services and deliveries related to accessories for cargo truck superstructures.
- Within our product range, you'll find a wide variety of products for manufacturing and constructing of cargo trucks, trailers, and semi-trailers.
- We will gladly deliver materials to your company's doorstep. Our salespeople are more than happy to visit you and introduce our current product range. All consultations and technical solutions are provided at the customer's site or at our drafting and design office.

DE

- Gesellschaftsgruppe (Konzern) ALU-SV bietet Dienstleistungen und Lieferungen im Bereich von Teilen und Aufbauten für LKW und Anhängerfahrzeuge an.
- Im Angebot befindet sich breite Palette von Teilen- und Produkten für die Herstellung der Aufbauten einschl. Konstruktionsvorschlägen (projekten), komplexe Auftragsabwicklung und Projekten von Neuteilen und ALU-Profilen.. Im Lieferungsbestandteil ist auch finale Oberflächengestaltung.
- Unser Ziel ist, Highteile und Highprodukte mit einer Qualitätsgarantie entsprechender europäischen Techniklage anbieten. Schnelle und zuverlässige Lieferungen zu den Kunden sind natürlich. (selbstverständlich).

Pevnostní vlastnosti používaných hliníkových slitin: / Strength properties of aluminum alloys used: / Festigkeitseigenschaften der Aluminiumlegierungen:

Hustota / Density / Dichte 2,7 kg/dm³
 Modul pružnosti / Modulus / Modul 70 000 N/mm²

Starší označení Earlier signs Frühere Schilder	Nová norma The new standard Der neue Standard	Mez kluzu Yield strength Streckgrenze ReH [MPa]	Pevnost v tahu Tensile strength Zugfestigkeit Rm [MPa]
AlMgSi0,5	EN AW 6060 T66	160	215
AlMgSi0,7	EN AW 6005A T6	225	270
AlMgSi1	EN AW 6082 T6	250	290



www.alu-sv.com

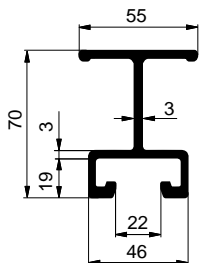


2020/09/30

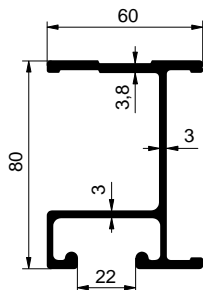


HLINÍKOVÉ PLATAO / ALUMINUM FRAME / HILFSRAHMEN FÜR PRITSCHÉ

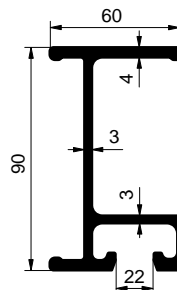
P Í NÍKY / CROSSBARS / QUERTRÄGER



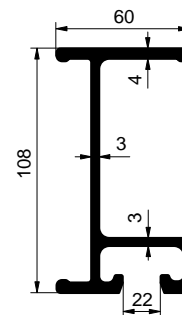
6600012073 - AI
6612012073 - elox



6600007339 - AI

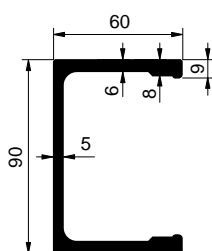


6600007319 - AI
6612007319 - elox

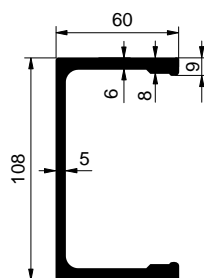


6600007315 - AI
6612007315 - elox

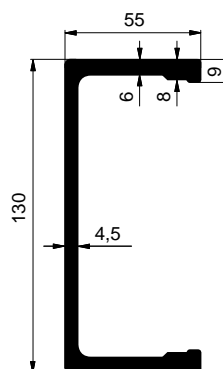
POMOCNÝ RÁM / SUBFRAME / LÄNGSTRÄGER



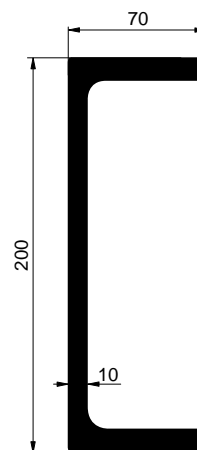
6600007326 - AI
6612007326 - elox



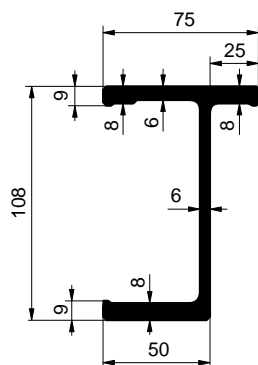
6600007327 - AI
6612007327 - elox



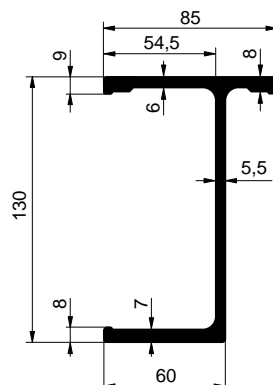
6600012075 - AI
6612012075 - elox



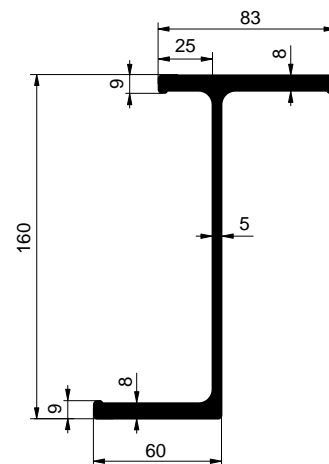
2200641106 - AI



6600011592 - AI
6612011592 - elox



6600111484 - AI
6612111484 - elox

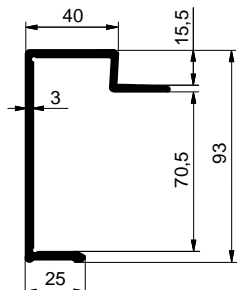


6601101220 - AI
1121052362 - elox

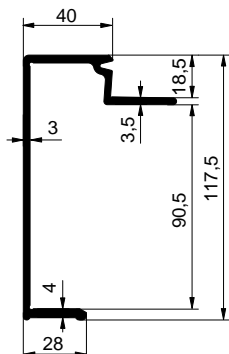
Technické změny vyhrazeny. / Subject to technical changes. / Technische Änderungen vorbehalten.

www.alu-sv.com

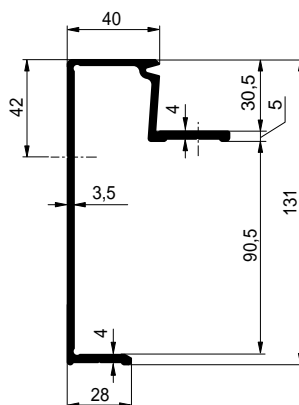
OBVOD PLATA / SIDING PROFILES / AUSSENRAHMENPROFILE



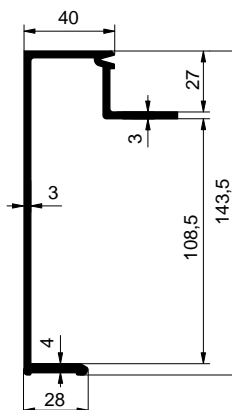
6612012074 - elox



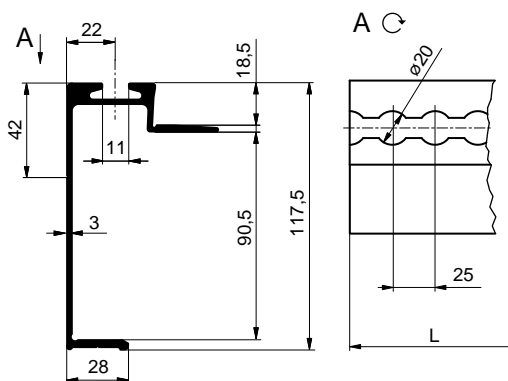
6600007318 - Al
6612007318 - elox



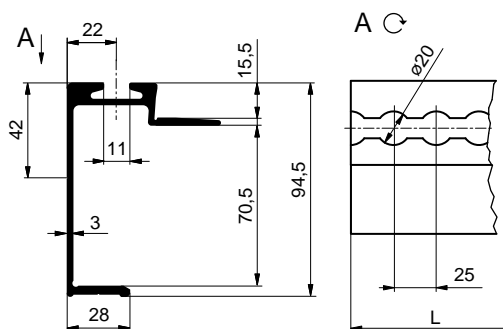
6600014024 - Al
6612014024 - elox



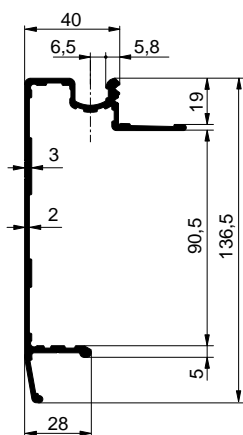
6612007314 - elox



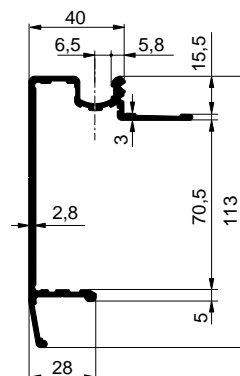
66F2110956 - elox



66F2013493 - elox



6600013093 - Al
6612013093 - elox



6612013620 - elox

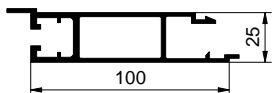


2020/09/30

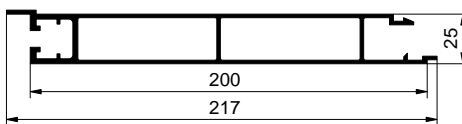


BO NICE / DROPSIDE / BORDWANDPROFILE

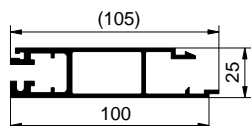
SPODNÍ / BOTTOM / UNTERE



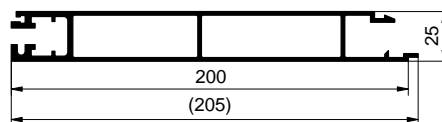
6611008197 - AI
6611128197 - elox



6611007783 - AI
6611127783 - elox



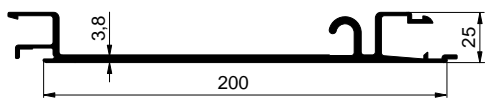
6611007948 - AI
6611127948 - elox



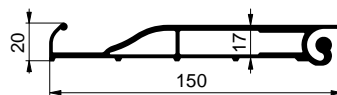
6611007784 - AI
6611127784 - elox

1001063563

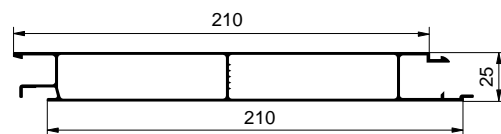
ST EDNÍ / MIDDLE / MITTLERE



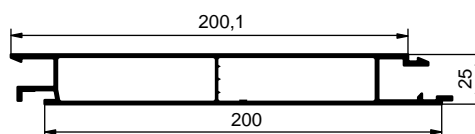
2262128000 - AI



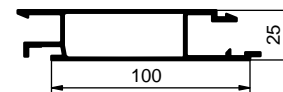
2262128100 - AI



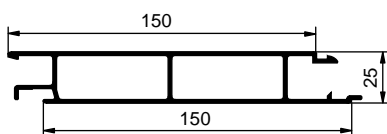
6611001783 - AI
6611121783 - elox



6611001777 - AI
6611121777 - elox



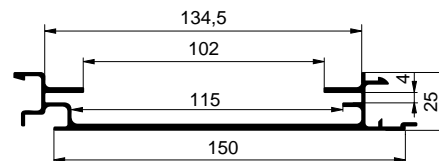
6611007785 - AI
6611127785 - elox



6611012676 - AI
6611212676 - elox

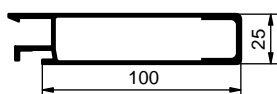


6611007045 - AI
6611127045 - elox

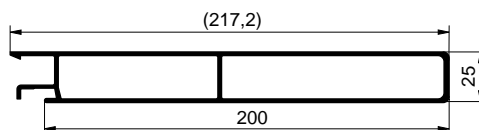


6600013071 - AI
6612013071 - elox

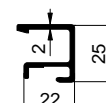
HORNÍ / TOP / OBERE



6611008240 - AI



6611008196 - AI
6611128196 - elox




6611744750 - AI

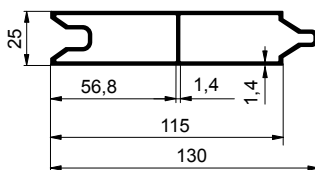
Technické změny vyhrazeny. / Subject to technical changes. / Technische Änderungen vorbehalten.

www.alu-sv.com

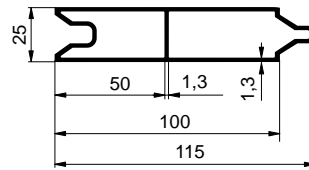
BO NICE PRO CS / DROPSIDE FOR CS / BORDWAND FÜR CS



6600012230 - AI

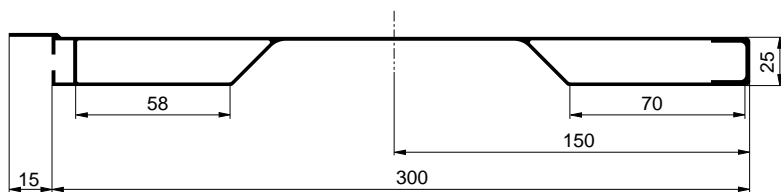


6600011772 - AI

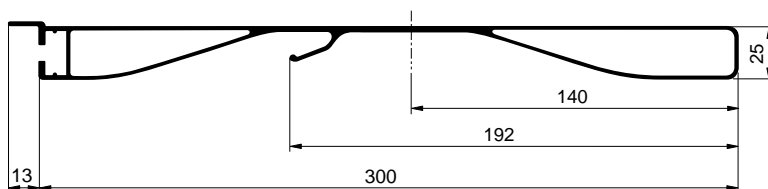


6600013069 - AI

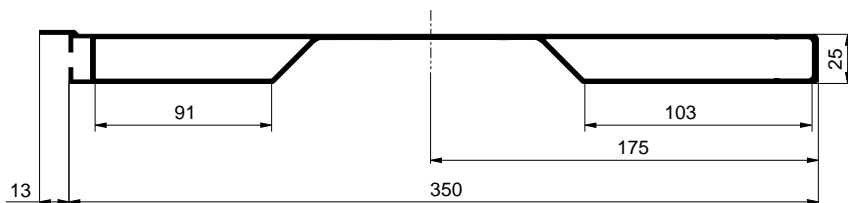
BO NICE PRO VALNÍK / DROPSIDE FOR ALUMINIUM BODY/ BORDWANDPROFILE FÜR PRITSCH



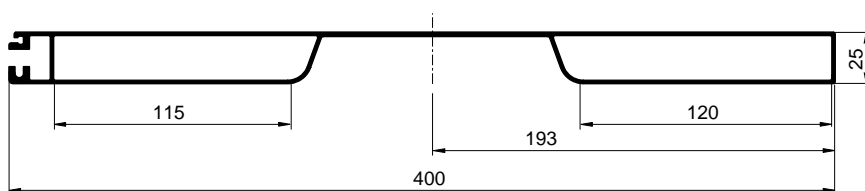
3ZPOE68300 - elox



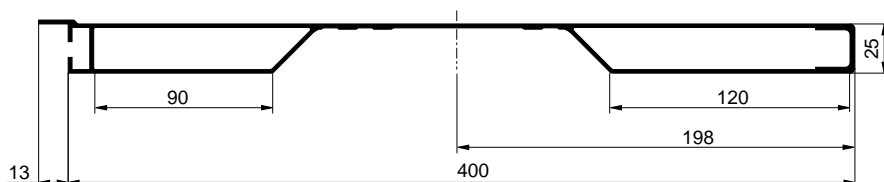
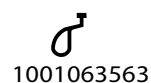
3BH0300313 - elox



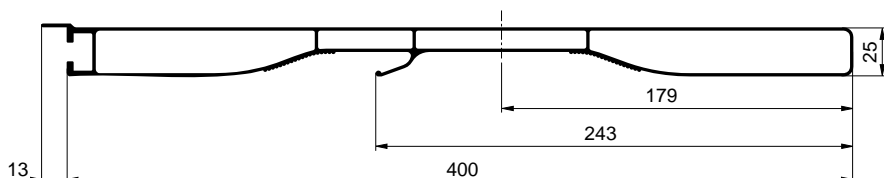
3ZPOE68350 - elox



**3ZPTA14818 - AI
3ZPTE14818 - elox**



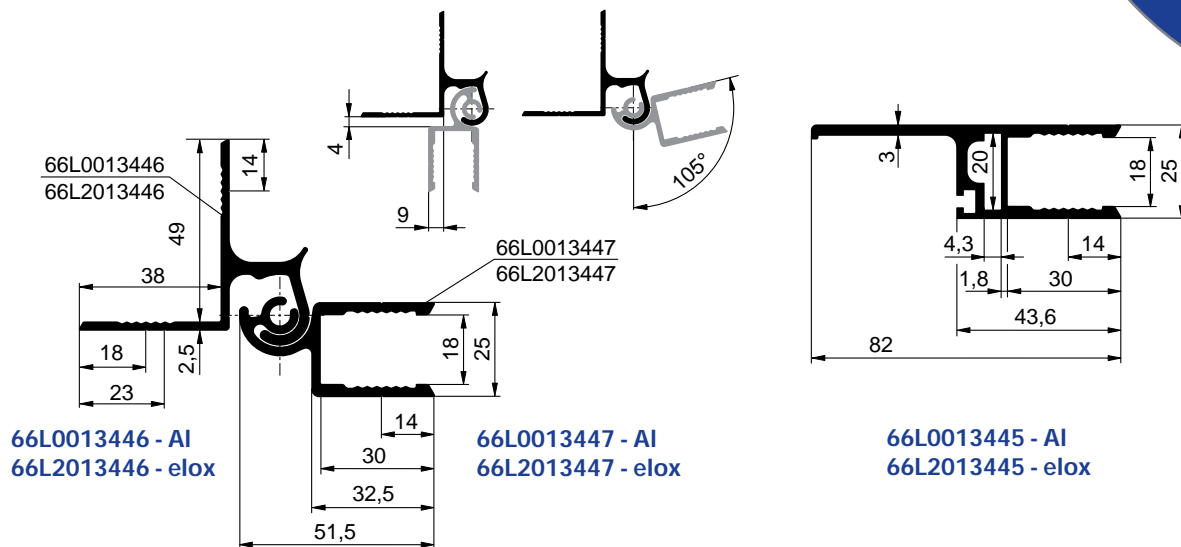
3BP2025549 - elox



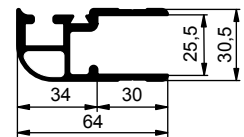
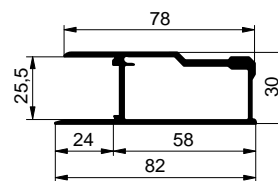
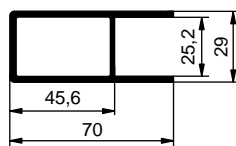
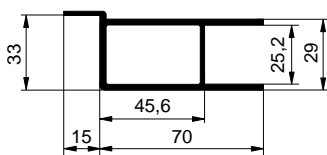
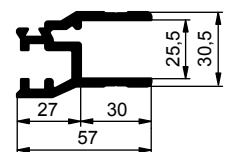
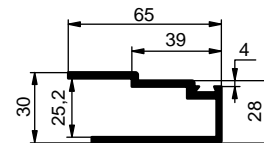
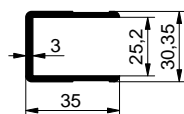
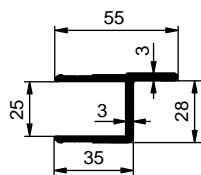
3BH0400413 - elox



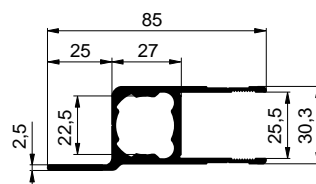
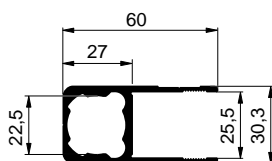
PANT PR B ŽNÝ / CONTINUOUS HINGE / STANGENSCHARNIER



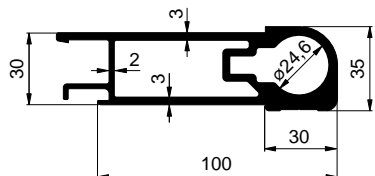
LEMY BO NIC / EDGING / EINFASSPROFILE



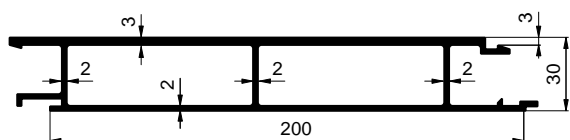
ZADNÍ VRÁTKA / SMALL REAR DOORS / HINTERE BORDWANDTÜREN



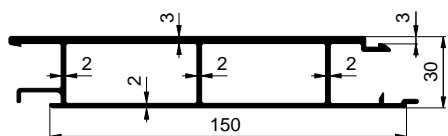
Technické změny vyhrazeny. / Subject to technical changes. / Technische Änderungen vorbehalten.

SKLÁP E / TIPPER BODY / KIPPERAUFBAUTEN
**PROFILY BO NIC 30mm HORNÍ / SIDEBOARD TOP PROFILES 30mm /
OBERE BORDWANDPROFILE 30mm**


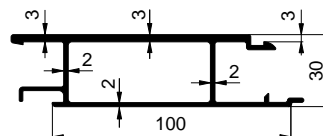
1120029526 - AI

**PROFILY BO NIC 30mm ST EDNÍ / SIDEBOARD MIDDLE PROFILES 30mm /
MITTLERE BORDWANDPROFILE 30mm**


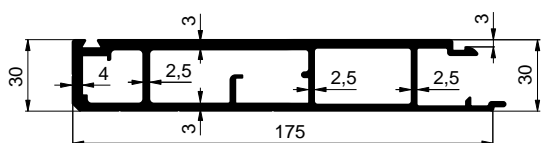
1120029604 - AI



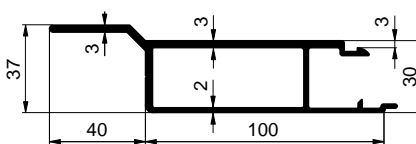
1120029614 - AI



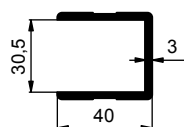
1120029605 - AI

**PROFILY BO NIC 30mm SPODNÍ / SIDEBOARD BOTTOM PROFILES 30mm /
UNTERE BORDWANDPROFILE 30mm**


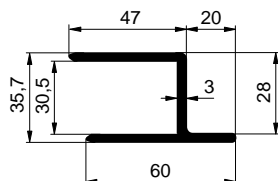
1120029111 - AI



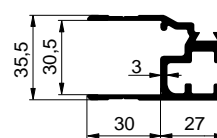
1120029620 - AI

**PROFILY BO NIC 30mm LEMOVACÍ / EDGING SIDEBOARD PROFILES 30mm /
EINFASSPROFILE 30mm**


6600006915 - AI



2200611015 - AI



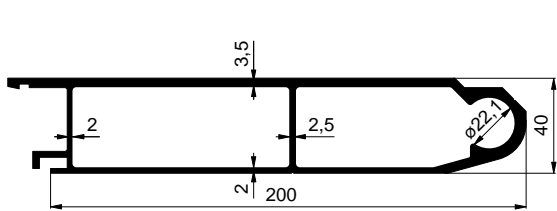
1120007518 - AI



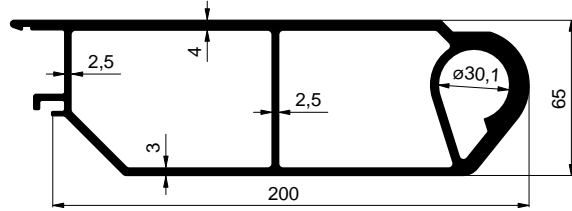
2020/09/30



**PROFILY BO NIC 40, 65mm HORNÍ / SIDEBOARD TOP PROFILES 40, 65mm /
OBERE BORDWANDPROFILE 40, 65mm**

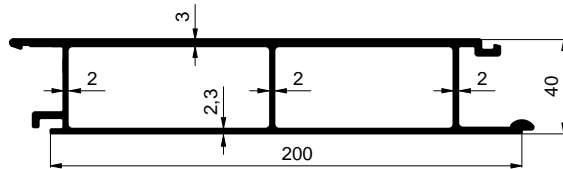


1141037243 - AI

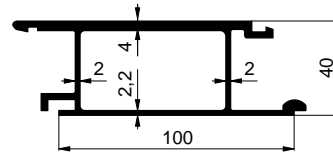


66S1200650 - AI

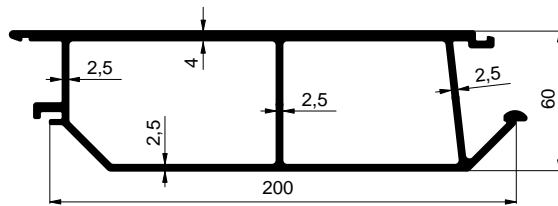
**PROFILY BO NIC 40, 60mm ST EDNÍ / SIDEBOARD MIDDLE PROFILES 40, 60mm /
MITTLERE BORDWANDPROFILE 40, 60mm**



66S3200400 - AI

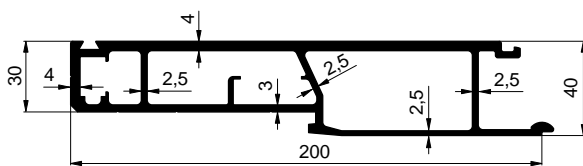


1142037273 - AI

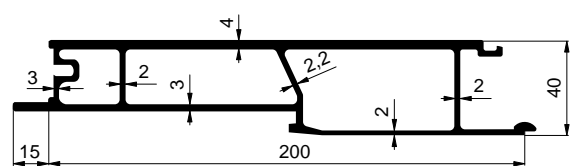


66S3200600 - AI

**PROFILY BO NIC 40mm SPODNÍ / SIDEBOARD BOTTOM PROFILES 40mm /
UNTERE BORDWANDPROFILE 40mm**



66S5200400 - AI



1142004649 - AI

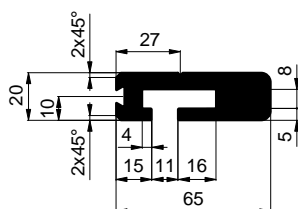


2300030591



1121151408

**PROFILY BO NIC 40/60/65mm LEMOVACÍ / EDGING SIDEBOARD PROFILES 40/60/65mm /
EINFASSPROFILE 40/60/65mm**

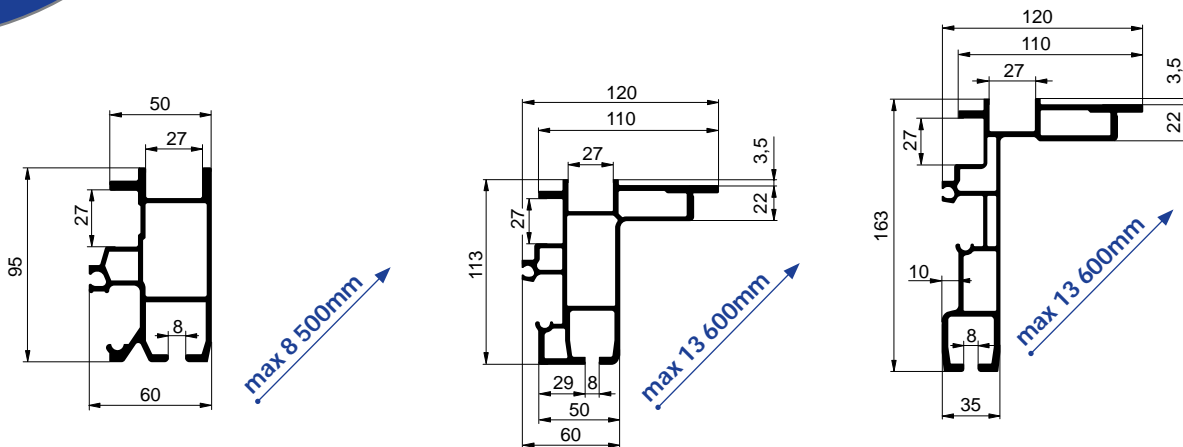


66S7065200 - AI

Technické změny vyhrazeny. / Subject to technical changes. / Technische Änderungen vorbehalten.

PROFILY PRO PLACHTOVÉ KONSTRUKCE / PROFILES FOR TARPAULIN CONSTRUCTION / PROFILE FÜR PLANENKONSTRUKTIONEN

VODÍCÍ PROFILY SESAM / GUIDING PROFILE SESAM / DACHPROFILE SESAM



275S004500 - AI (4 500mm)
275SN07500 - AI (7 500mm)
275S008500 - AI (8 500mm)

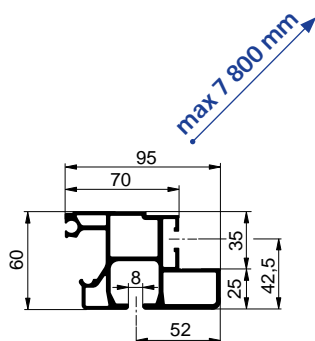
275M107800 - AI (7 800mm)
275M108500 - AI (8 500mm)
275M109500 - AI (9 500mm)
275M113600 - AI (13 600mm)

275L107800 - AI (7 800mm)
275L108500 - AI (8 500mm)
275L109500 - AI (9 500mm)
275L113600 - AI (13 600mm)



Vodící profil je určen pro shrnování střechy a boku.
This profile is primarily determined for sliding roof and sides.
Schiebeverdeck + Schiebeplane.

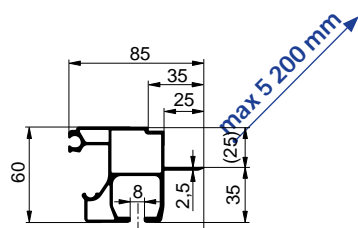
VODÍCÍ PROFILY CS FIX / GUIDING PROFILE CS FIX / DACHPROFILE CS FIX



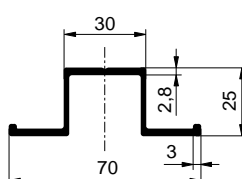
275CSF5000 - AI (5 000mm)
275CSF7800 - AI (7 800mm)



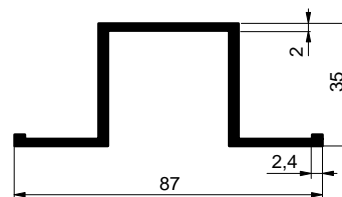
Technická informace / Technical information / Technische Informationen:
Vodící profil je určen pro pevnou střechu a shrnování boku.
This profile is primarily determined for fixed roof and sliding sides.
Festes Dach + Schiebeplane.



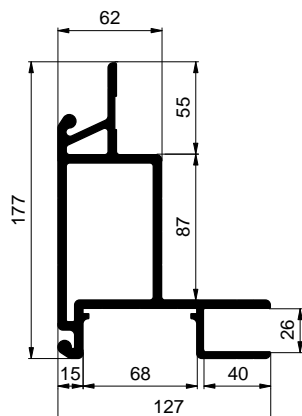
275CFM5200 - AI (7 800 mm)



66L0014011 - AI



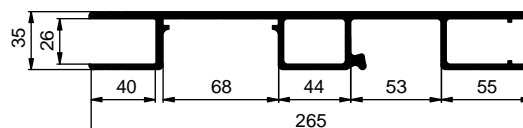
6600008043 - AI

**P EDNÍ A ZADNÍ SLOUPKY CS MAX / FRONT AND REAR PILLARS CS MAX /
RUNGENPROFILE CS MAX****CSMax**

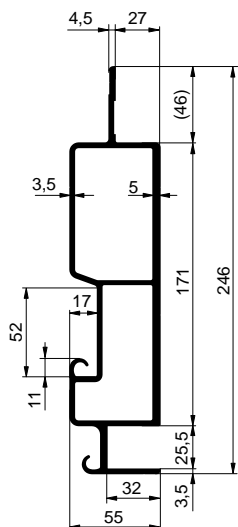
66OAP17712 - Al (3 300mm)
66OP177127 - elox (3 300mm)



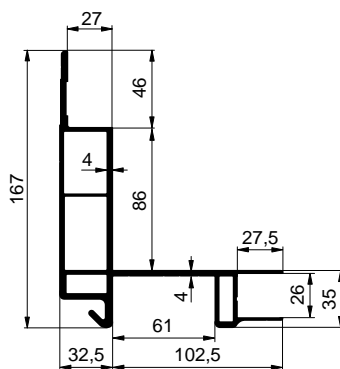
*Technická informace / Technical information / Technische Informationen:
Al sloupky jsou dodávány jako komplet včetně montážních sad.
Mounting set is included in the Al pillars.
Al Rungen sind mit Montagetailen geliefert.*



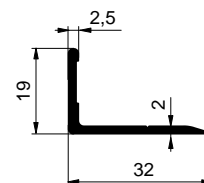
66OAZ03526 - Al (3 300mm)
66OZ035265 - elox (3 300mm)

**P EDNÍ A ZADNÍ SLOUPKY CS MIDI / FRONT AND REAR PILLARS CS MIDI /
RUNGENPROFILE CS MIDI****S MIDI**

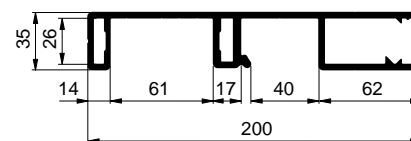
66KA309800 - Al
66KE309800 - elox



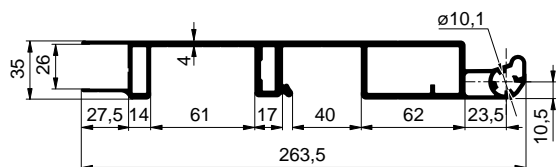
66K0AP1090 - Al
66K0EP1090 - elox



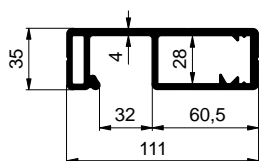
66K0EU0820 - elox



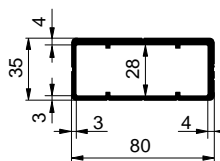
66K0AZ2000 - Al
66K0EZ2000 - elox



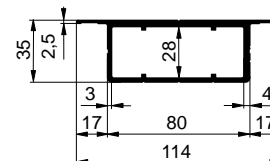
6600013865 - Al
6612013865 - elox

P EDNÍ A ZADNÍ SLOUPKY CS MINI / FRONT AND REAR PILLARS CS MINI /
 RUNGENPROFILE CS MINI


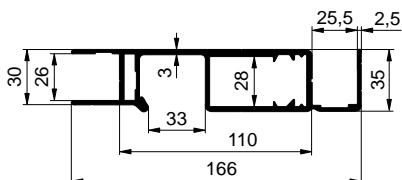
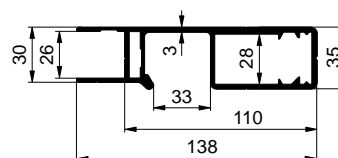
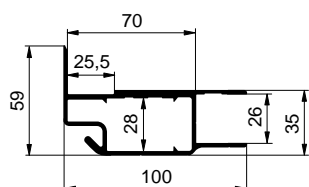
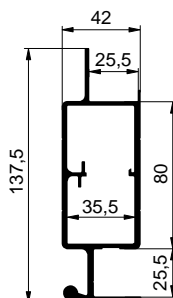
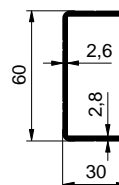
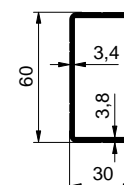
66K0EZ1110 - elox



66K0EU0800 - elox

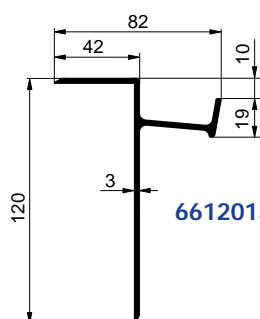


66K0EU0810 - elox

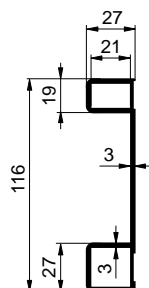

 6600013554 - AI
 ≪ 6612013554 - elox

 6600013555 - AI
 ≪ 6612013555 - elox

 6600013575 - AI
 6612013575 - elox

 6600013576 - AI
 6612013576 - elox

 6600012891 - AI
 6612012891 - elox


6600310377 - AI

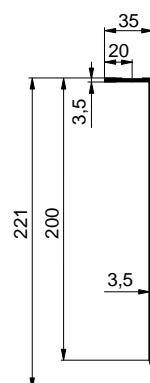
HLINÍKOVÝ PORTÁL ECO / ALUMINIUM PORTAL ECO / ALUMINIUM PORTAL ECO



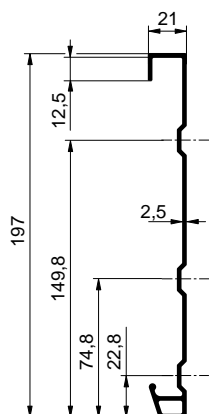
6612013366 - AI



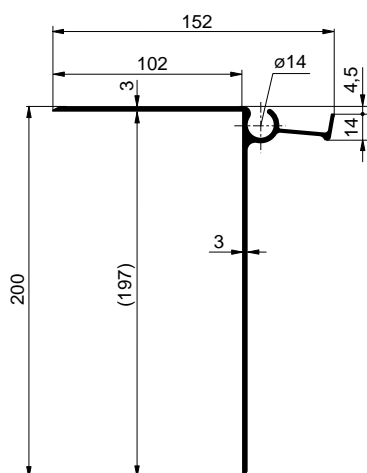
6600013365 - AI


 6600111085 - AI
 6612111085 - elox

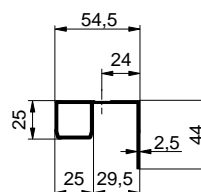
HLINÍKOVÝ ZADNÍ PORTÁL / ALUMINIUM REAR PORTAL / ALUMINIUM HECKPORTAL



6600310517 - AI



6612111720 - elox



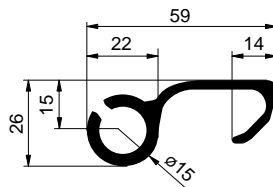
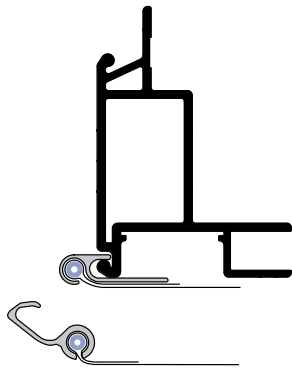
6612310518 - elox



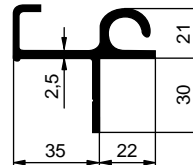
2020/09/30



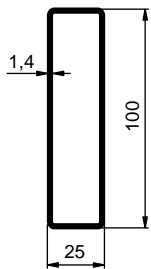
NAPÍNÁNÍ PLACHTY, BO NÍ OBVODOVÝ PROFIL / TARPULIN TENSIONERS / PLANENSPANNER, ANFAHRSCHUTZPROFIL



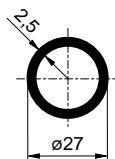
7209999204 - AI



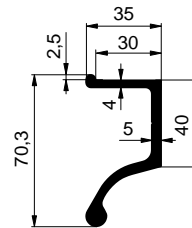
4311037400 - AI



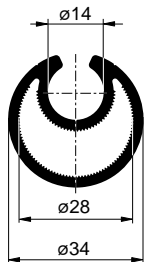
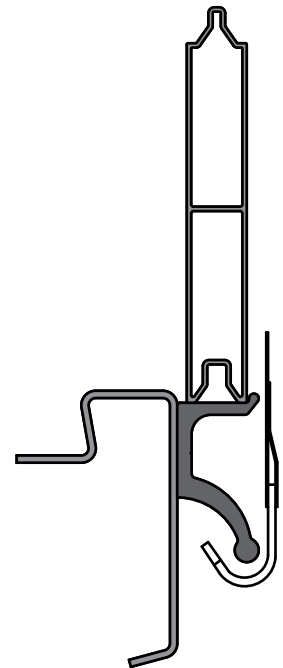
6600012232 - AI
6612012232 - elox



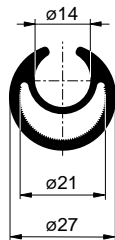
6600100230 - AI



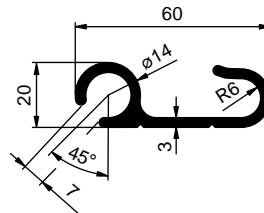
6600010415 - AI



7R00334034 - AI

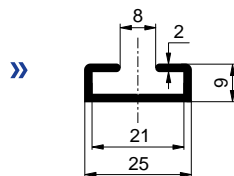


7R00310027 - AI (3 100mm)
7R00330027 - AI (3 300mm)

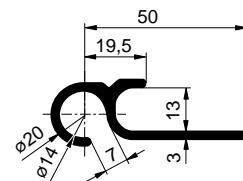


4311024500 - AI

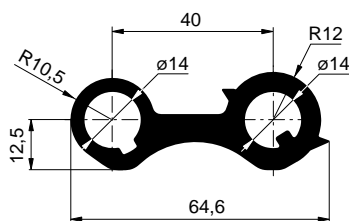
6600013701 - AI
6612013701 - elox



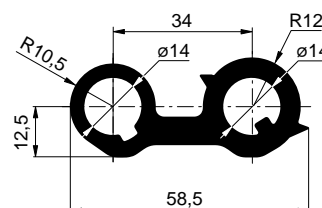
7R00013557 - AI (2 550mm)
7R00113557 - AI (3 100mm)
7R00213557 - AI (3 300mm)



HLINÍKOVÁ ZADNÍ VRATA / ALUMINIUM REAR DOOR / HECKTÜREN

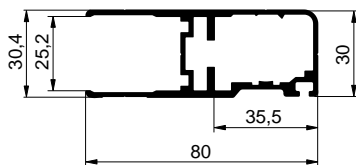


66VEP13440 - elox

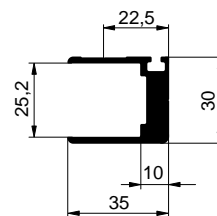


66VEP13439 - elox

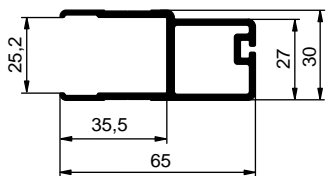
Technické změny vyhrazeny. / Subject to technical changes. / Technische Änderungen vorbehalten.



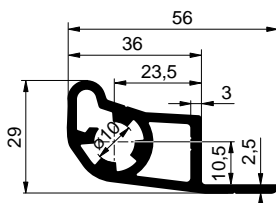
66VA012967 - AI
66V0012967 - elox



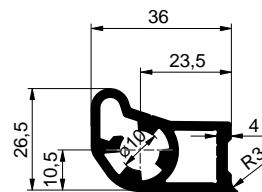
6612111497 - elox



66VAL00650 - AI
66VEL00650 - elox



66VEZ12274 - elox



66VEZ13601 - elox



62VT100912



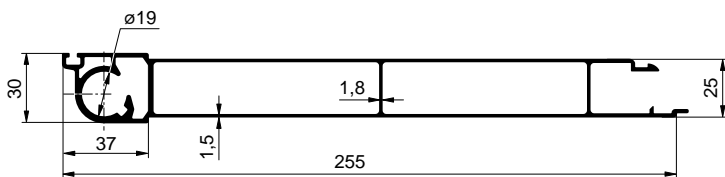
62VT101425



62VT201428



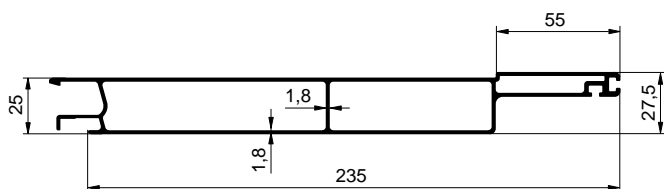
62VT410000



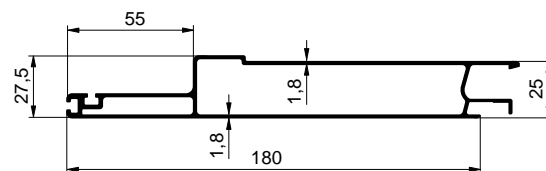
66VAV13438 - AI
66VEV13438 - elox



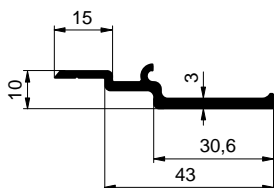
62VT300000



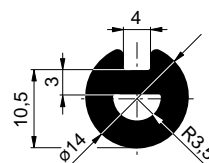
66VAV13977 - AI
66VEV13977 - elox



66VAV13978 - AI
66VEV13978 - elox



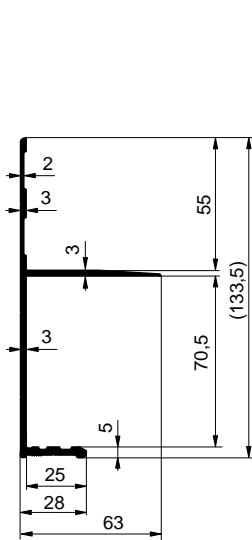
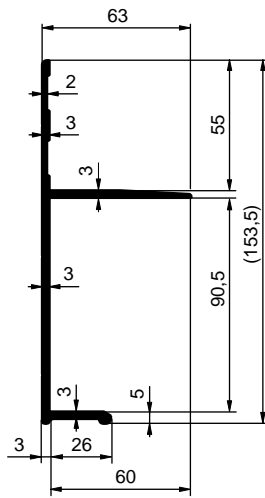
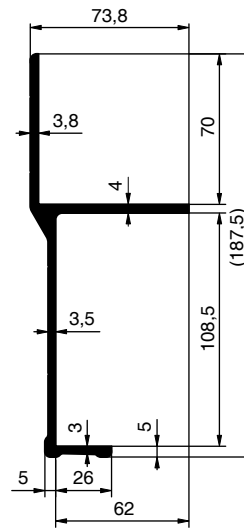
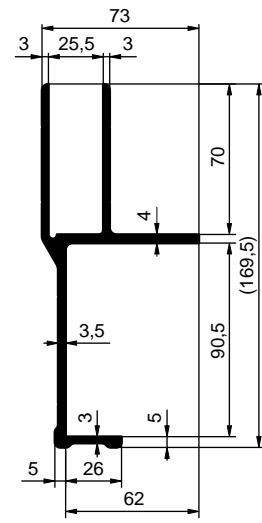
66VA012969 - AI
66V0012969 - elox



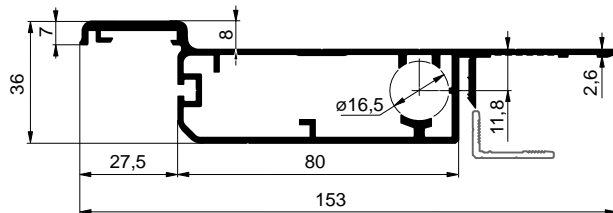
66VAP00140 - AI



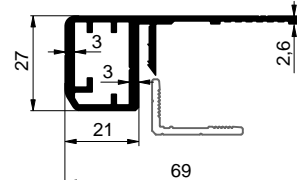
SK Í OVÉ NÁSTAVBY / BOX TYPE BODIES / KOFFERAUFBAUTEN

HLINÍKOVÉ PLATO / ALUMINIUM FRAME / AUSSENRAHMEN-
PROFILE FÜR KOFFER6600012416 - Al
6612012416 - elox6600012415 - Al
6612012415 - elox6600007971 - Al
6612007971 - elox

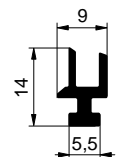
6612008491 - elox

HLINÍKOVÉ DVE E ARCAL / ALUMINIUM DOOR ARCAL /
ALUMINIUM TÜREN ARCAL

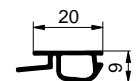
66L2012495 - elox



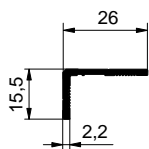
66L2012496 - elox



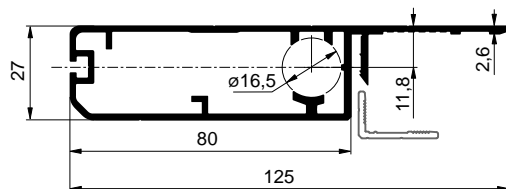
1001009680



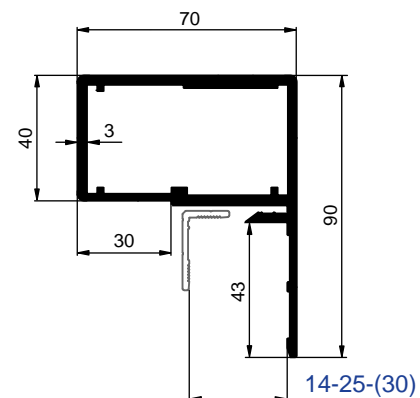
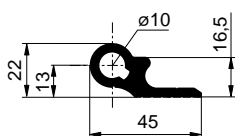
1001009681



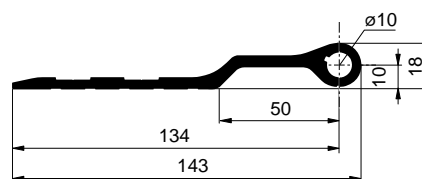
66L2011791 - elox



66L2013820 - elox

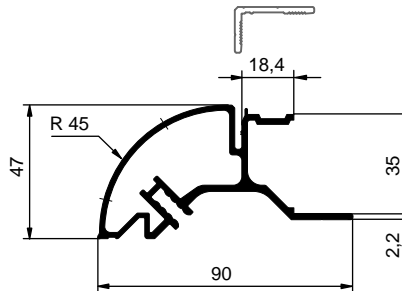
66L0012234 - Al
66L2012234 - elox

6612012948 - elox

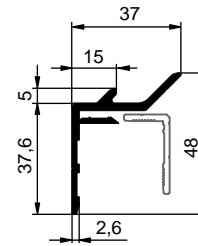


6612012950 - elox

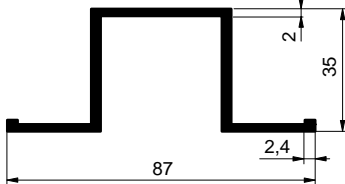
SK ÍN PLYWOOD / PLYWOOD BOX / PLYWOOD KOFFER



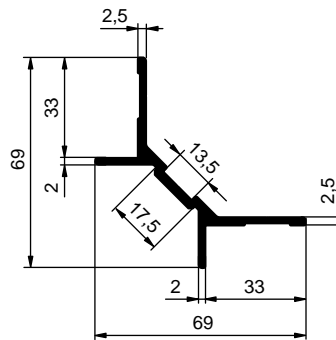
66L2011794 - elox



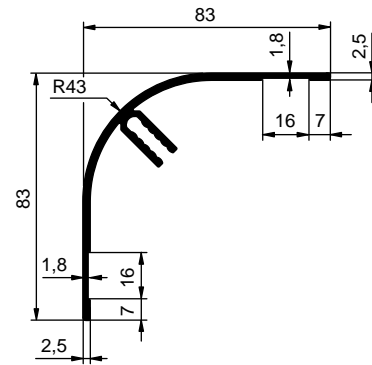
66L2011790 - elox



6600008043 - Al

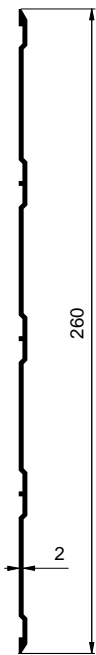


66L0011793 - Al

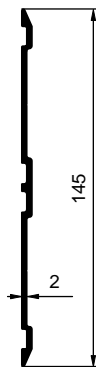


66L2011792 - elox

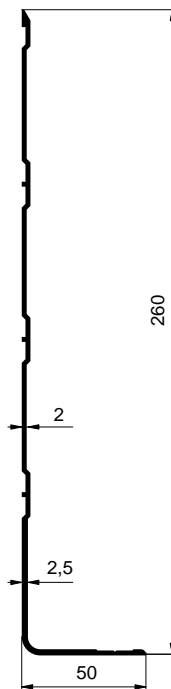
OSTATNÍ HLINÍKOVÉ PROFILY SK ÍN / ALUMINIUM BOX PROFILES / SONSTIGE ALUMINIUM-PROFILE FÜR KOFFER



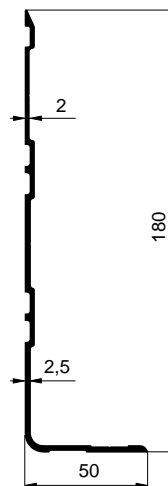
6600007460 - Al
6612007460 - elox



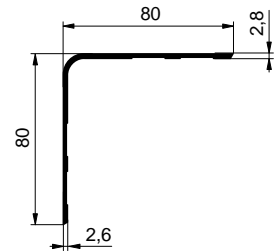
6600012382 - Al



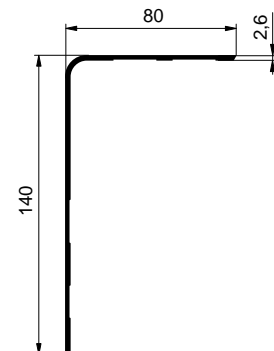
6600007461 - Al



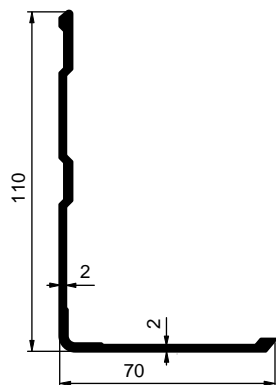
6600012383 - Al



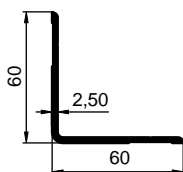
6600007752 - Al
6612007752 - elox



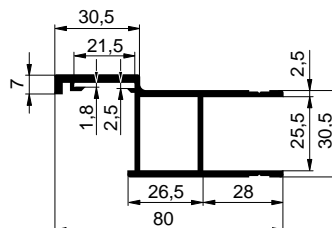
6600008090 - Al
6612008090 - elox



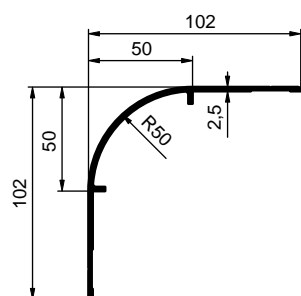
6600008087 - AI
6612008087 - elox



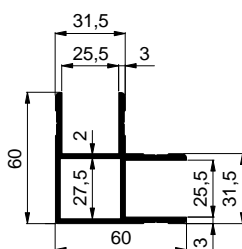
6600007767 - AI
6612007767 - elox



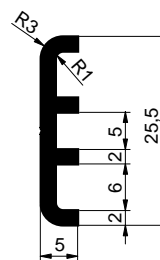
6612008066 - elox



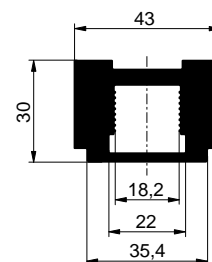
1000006817 - AI
1000068171 - elox



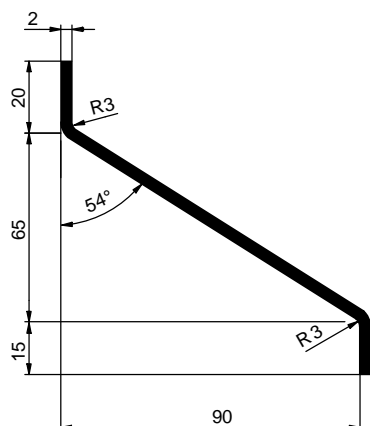
6600007870 - AI
6612007870 - elox



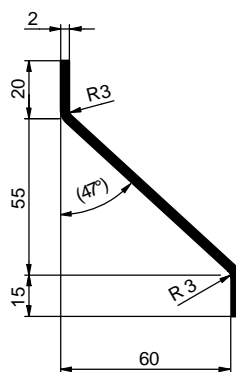
4153600100 - AI



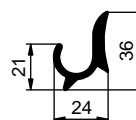
6600013296 - AI



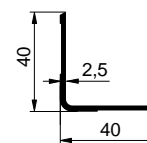
62800PLY01 - AI (RAL 9007)



62800PLY00 - AI (RAL 9007)

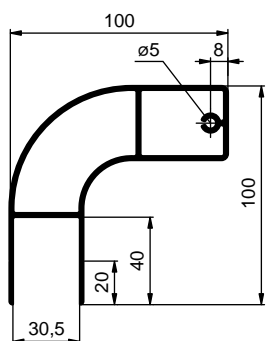


6612003176 - elox

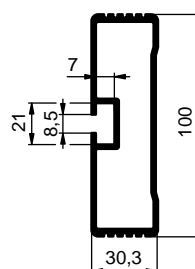


6600007768 - AI
6612007768 - elox

BO NÍ PODJEZDOVÁ ZÁBRANA / SIDE PROTECTION / SEITLICHER ANFAHRSCHUTZ



6600010382 - AI
6612010382 - elox

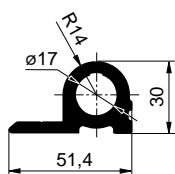


6600012231 - AI
6612012231 - elox

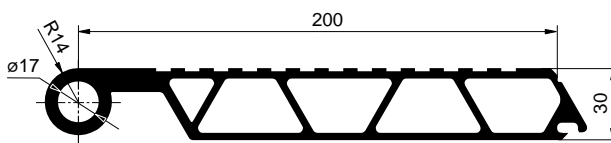
Technické změny vyhrazeny. / Subject to technical changes. / Technische Änderungen vorbehalten.



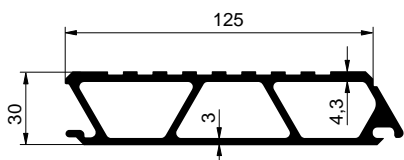
P EJEZDOVÝ M STEK / LOADING RAMP / ÜBERFAHRBRÜCKE



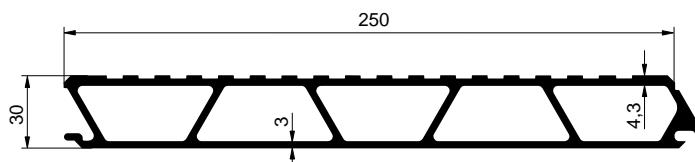
6600013763 - AI



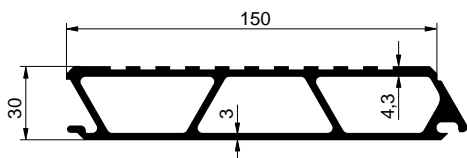
6600013764 - AI



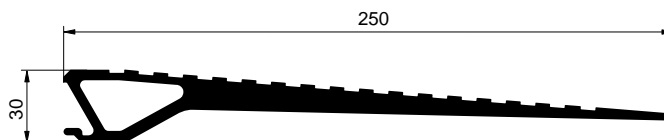
6600013765 - AI



6600013766 - AI

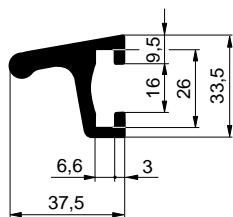


6600013768 - AI

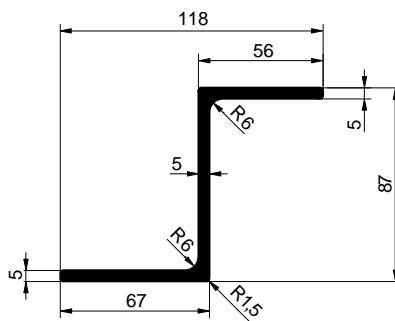


6600013767 - AI

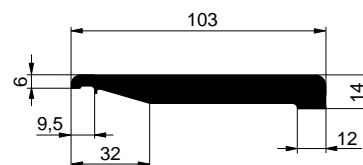
OSTATNÍ / OTHER / SONSTIGES



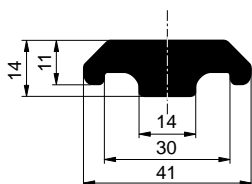
2200071094 - AI



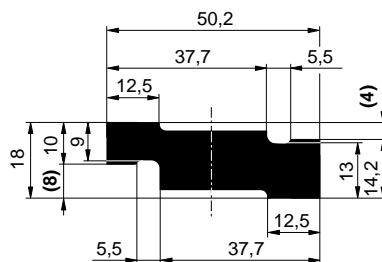
6600013436 - AI



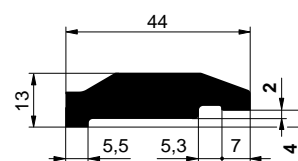
6600013442 - AI



6600007775 - AI

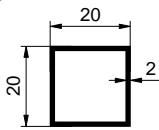


6600007776 - AI

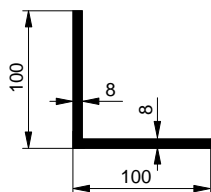


6600013456 - AI

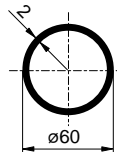
Technické změny vyhrazeny. / Subject to technical changes. / Technische Änderungen vorbehalten.



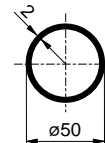
F100100244 - AI



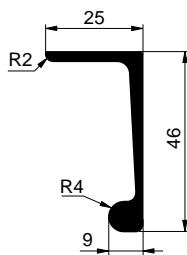
F101042892 - AI



F100100330- AI



F100101316- AI



6600111228 - AI